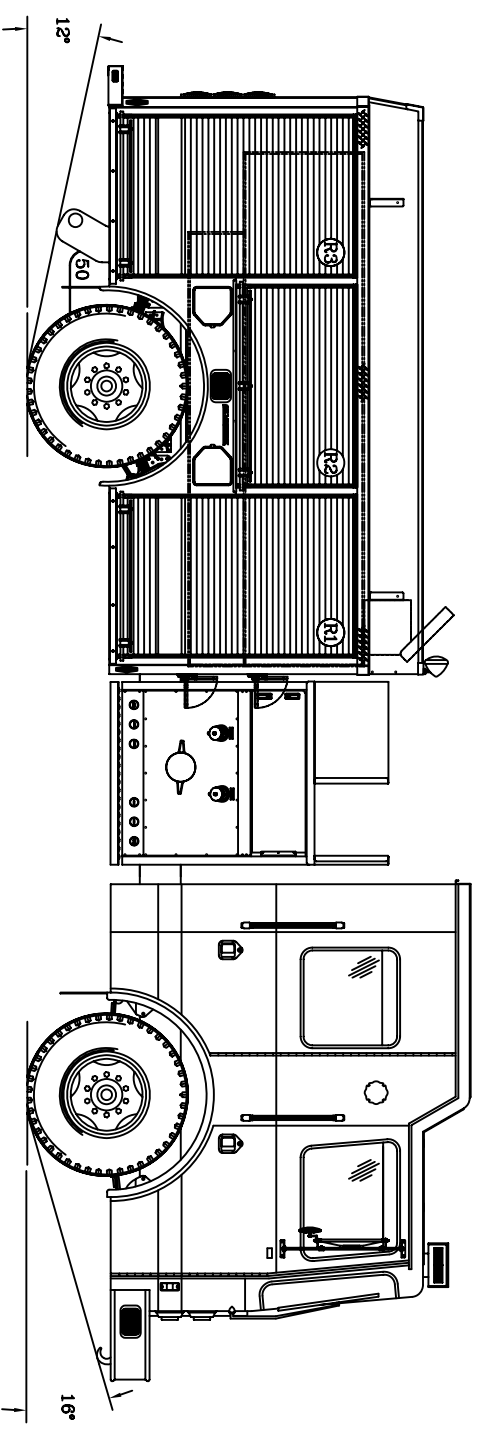
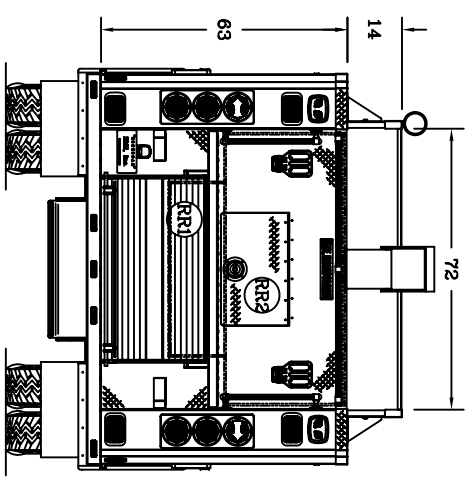
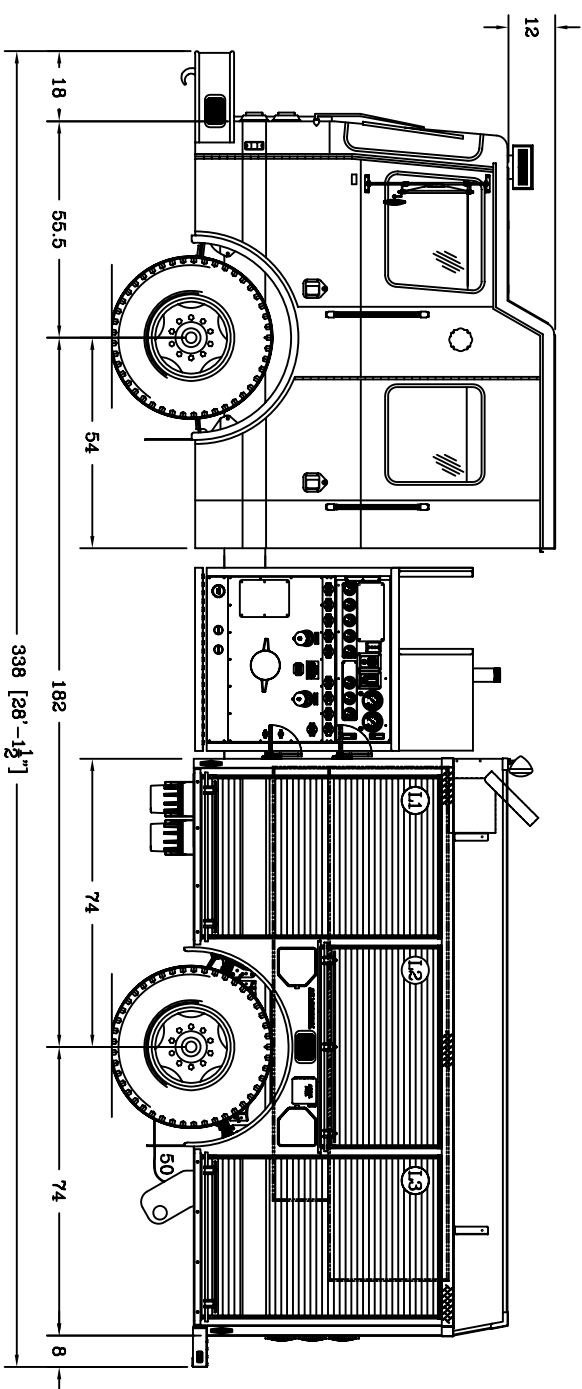
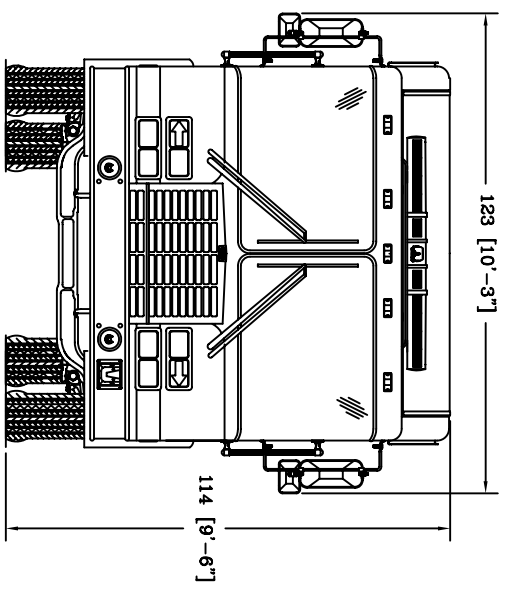
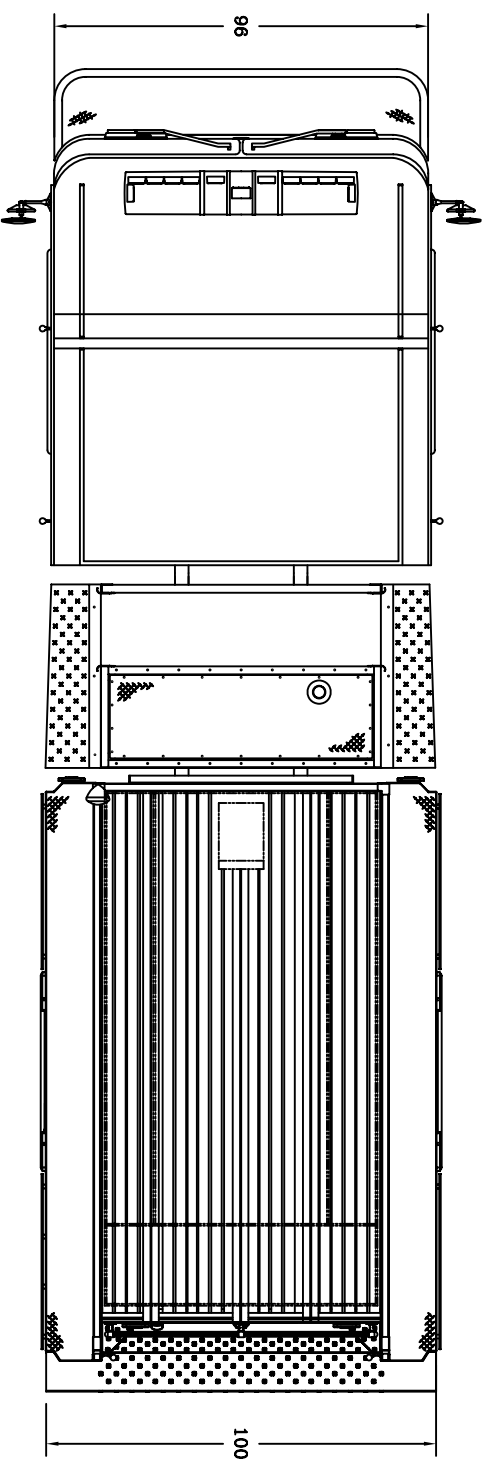


THIS DRAWING IS REPRESENTATIVE OF THE APPARATUS PROPOSED.  
 IF THERE IS A DISCREPANCY BETWEEN THIS PRINT AND THE WRITTEN PROPOSAL,  
 THE SPECIFICATIONS WITHIN THE PROPOSAL PREVAIL.



A	KCL	5/8/07	ORIGINAL RELEASE
LET	BY	DATE	REVISION



1950 BYRON CENTER AVE.  
 WYOMING, WY. 83009

THIS PRINT IS PROVIDED ON A RESTRICTED BASIS AND IS NOT TO BE USED IN ANY WAY DETRIMENTAL TO THE INTERESTS OF H.M.E. INC.

DRAWN	KCL	DATE	05/08/07	APPROVED	N/A	DRAWING FILE
SCALE	1 OF 1	SHEET	1	SilverFOX		

CREATED WITH AutoCAD®

# SILVERFOX

## Side Mount Custom Rescue Pumper

---

### HME 1871-SFO Custom 4-Door Chassis

18" Bumper Extension w/ Gravelshield  
36,600# GVWR  
45° Cramp Angle  
Six (6) Polished Aluminum Wheels  
Stainless Hub & Nut Covers Front & Rear  
ISC-330 Horsepower / 3000EVS 5-Speed  
Exhaust Brake  
270 Amp Leece Neville Alternator  
50 Gallon Fuel Tank  
SFO-MFD-12 96" Wide 4-Side Door Cab  
Highback Air Ride Driver's Seat  
Fixed Officer's SCBA Seat  
Two Outboard SCBA seats  
Dual Grover Air Horns w/ Lanyard & Horn Button  
Control  
100 watt Electric Siren  
One Cast Products Speaker Recessed Left side  
Chromed Tow Hooks  
3-D Stainless Grille and Polished SS Fenders  
Two-tone paint  
Overhead Heater / Defroster  
4 Group 31 Batteries

### Hale 1250 Q-Flo Plus – Single Stage Pump

Mechanical Seal  
Class 1 Intake Relief Valve  
1½" Tank Fill  
3" Tank to Pump  
Pneumatic Pump Shift Control

### All Stainless Steel Piping – Schedule 40

### Stainless Steel Pump Operators Panel

47" Side Mount Stainless Pump Enclosure  
12 Gauge Brushed Stainless Panels  
Superb Maintenance Access  
Double Wall Pump Gauge Panel  
Stainless Steel Running Boards

### Hale Torrent Valves

Left Side 2½" Gated Inlet  
Two 6" Steamers with Caps  
Two 1½" Crosslays  
One Right 3" Discharge  
One Right 2½" Discharge  
Two Left 2½" Discharges  
Rear 2½" Discharge  
One 3" Deck Gun Riser

### Class 1 Components

Valve Controls  
4½" Master Gauge  
2½" Pressure Gauges  
Class 1 - Pressure Governor  
Class 1 - ENFO III

### 1000 Gallon T-Tank Water Tank

Ladder through the Tank Storage  
Hard Suction Thru the Tank Storage

### 304 Stainless Steel Silver Fox Pumper Rescue Body

Brushed Stainless Finish w/painted accents  
156 cu. ft. Compartment Space  
72 cu. ft. Hosebed  
Roll up Doors  
Four adjustable shelves  
One Unity Hosebed light  
Polished Stainless Steel Rub Rails  
Four SCBA Wheel Compartments

### Class1 ESKey Multiplexed Electrical System Cab, Chassis and Apparatus

Rear 12 Volt Apparatus Scene Lights

NFPA Reflective Striping

NFPA Ladder Compliment

### Factory Installed Options

Elkhart Vulcan deck gun w/ stream shaper  
Front bumper jump line w/ swivel on gravel shield  
Hale 2.1a class A foam system w/ 30 gal tank  
Foam outlets: crosslays and jumpline  
2 ½ " rear direct tank fill  
Fox Tracks aluminum tool boards, L2 and R2  
Two Fire Research Focus 150w 12-v telescoping  
lights, mounted body front corners  
Two forward facing SCBA flip seats with under  
seat storage drawer  
40 amp battery charger with auto eject  
45000 BTU AC unit with 36000 BTU rear cab  
heater

### HME, Incorporated

1950 Byron Center Avenue  
Wyoming, Michigan 49519  
Phone - (616) 534-1463  
Fax – (616) 534-1967

[www.hmeahrensfox.com](http://www.hmeahrensfox.com)



---

*“Simply... the Best”*

Copyright © 2007, HME, Incorporated  
21470 Program Truck